

WIRING DIAGRAMS

Article Text

1990 Toyota Corolla

For Rse 555 Main Street Clarksville Va 22901

Copyright © 1997 Mitchell International

Thursday, February 28, 2002 11:47AM

ARTICLE BEGINNING

1990 WIRING DIAGRAMS

Toyota

Corolla

COMPONENT LOCATION MENU

COMPONENT LOCATIONS TABLE

AA

Component Figure No. (Location)

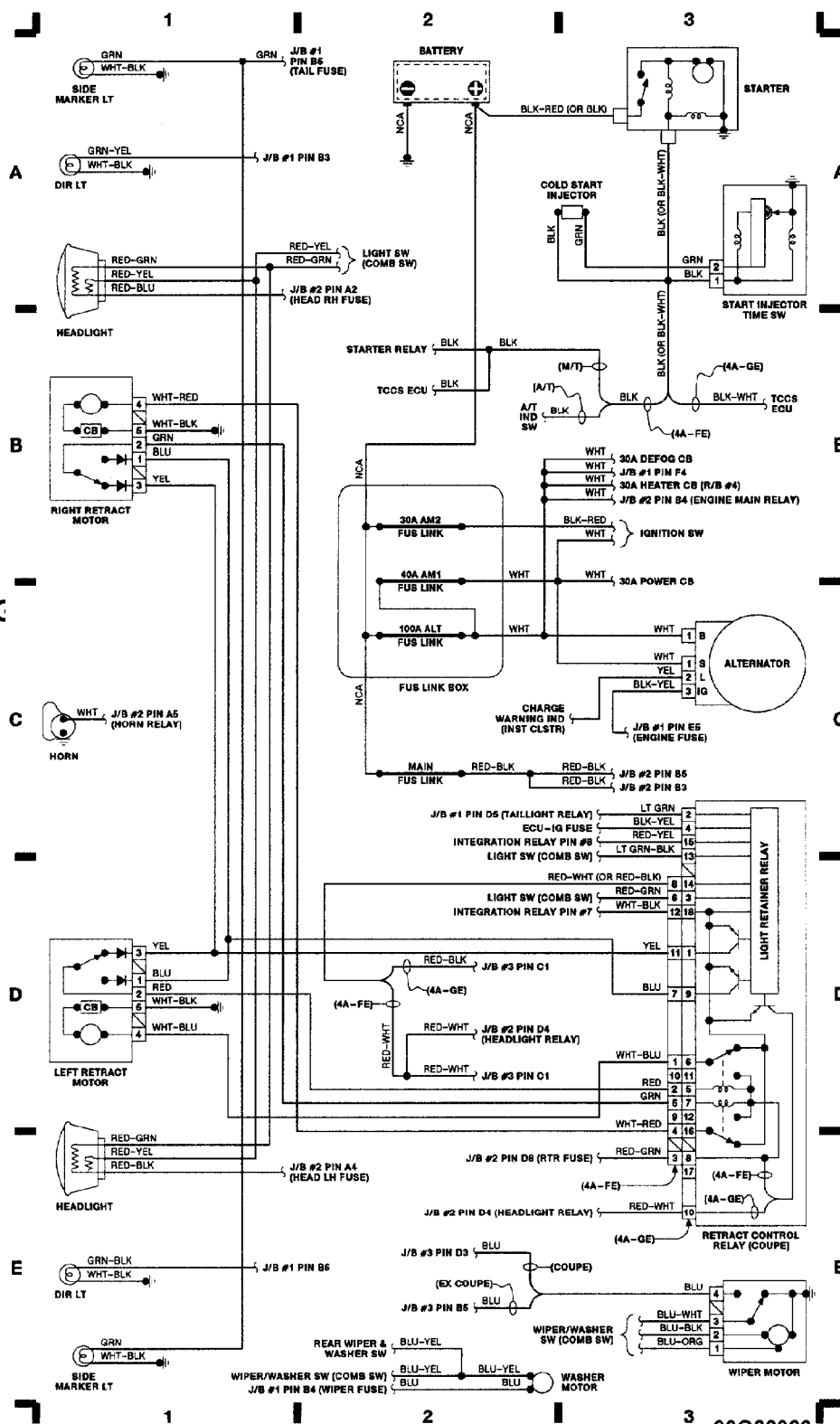
A/C HIGH PRESSURE SWITCH	4 (C 14)
A/C & HEATER SYSTEMS (4A-FE)	6 (A-E 20-23)
A/C & HEATER SYSTEMS (4A-GE)	7 (A-E 24-27)
A/T INDICATOR SWITCH (4A-FE)	10 (D-E 36)
ALTERNATOR	1 (C 3)
ASHTRAY ILLUM	9, 10 (E 32, D 38)
BACK DOOR COURTESY SWITCH (WAGON)	14 (E 53)
BACK-UP LT SW (M/T)	10 (E 36)
BATTERY	1 (A 2)
BRAKE FLUID LEVEL SWITCH	9, 10 (A 33, A 37)
CENTER DIFFERENTIAL CONTROL SWITCH (A/T)	13 (E 51)
CENTER DIFFERENTIAL CONTROL SWITCH (M/T)	13 (E 48)
CIG LTR	9, 10 (C 32, B 36)
CIRCUIT OPENING RELAY	2, 3 (A 6-7, A 11)
CLOCK	11 (E 43)
CLUTCH START SWITCH (M/T)	4 (D 15)
COLD START INJECTOR	1 (A 3)
COMB SWITCH	12 (C-E 44)
CRUISE CTRL MAIN SW (COUPE)	8 (A 31)
CRUISE CTRL MAIN SW (EXC COUPE)	8 (D 31)
CRUISE CTRL SWITCH	12 (C 44)
CRUISE CTRL SYSTEM	8 (A-D 28-31)
DEFOG CB	4 (E 14)
DEFOG GRID	15 (D 57)
DEFOG RELAY	4 (E 14)
DEFOG SWITCH (COUPE)	8 (D 28)
DEFOG SWITCH (SEDAN)	8 (D 31)
DEFOG SWITCH (WAGON)	12 (B 44)
DIR FLASHER	8 (E 29)
DISTRIBUTOR	3 (E 11)
DOOR COURTESY SWITCH	14 (D-E 52)
DOOR LOCK CONTROL RELAY	14 (C-D 55)
DOOR LOCK CONTROL SWITCHES	14 (A-C 52)
DOOR LOCK SOLENOID	13 (A-B 51)

DOOR LOCK SWITCHES	13 (A-C 48-51)
ECU-IG FUSE	5 (A 17)
EFI MAIN RELAY	4 (B 13-14)
ELECTRIC IDLE UP DIODES (4A-FE)	2 (A 4)
ELECTRIC IDLE UP DIODES (4A-GE)	7 (D 27)
ENGINE MAIN RELAY	4 (A 13)
FUS LINK BOX	1 (B-C 2)
HAZARD SW	8 (D 28, E 28)
HEADLIGHT RELAY	4 (B-C 14)
HORN RELAY	4 (A 14)
IGNITER	3 (E 10)
IGNITION SWITCH	4 (D 12)
INSTRUMENT CLUSTER (COUPE)	12 (A-E 47)
INSTRUMENT CLUSTER (SEDAN/WAGON)	
W/THEFT DETERRENT	11 (A-D 40)
W/O THEFT DETERRENT	11 (A-D 43)
INTEGRATED IGNITION ASSY (IIA)	2 (E 5-6)
INTEGRATION RELAY	5 (C-D 17-18)
INTERIOR LIGHT	14 (D 53)
J1 JUNCTION CONN (COUPE)	10 (D-E 39)
J1 JUNCTION CONN (EXC FWD DLX & COUPE)	9 (D-E 35)
J1 JUNCTION CONN (FWD DLX)	9 (E 32)
JUNCTION BLOCK #1 (J/B #1)	5 (A-D 16-18)
JUNCTION BLOCK #2 (J/B #2)	4 (A-C 12-14)
JUNCTION BLOCK #3 (J/B #3 COUPE)	10 (A-C 37-38)
JUNCTION BLOCK #3 (J/B #3 EXC COUPE)	9 (A-C 33-34)
LUGGAGE COMPT LT (COUPE/SEDAN)	14 (E 55)
NOISE FILTER	3 (E 9)
O/D MAIN SW	8 (C 28)
O/D SOLENOID	8 (C 28)
PARK BRAKE SW	9, 10 (D 33-34, C-D 37)
POWER CB	14 (C 52)
POWER MAIN RELAY	14 (B 52)
POWER MIRROR SWITCH	15 (D-E 56)
POWER WINDOW MASTER SWITCH	14 (A 52-55)
RAD FAN RELAY #1	4 (A 12-13)
REAR INTERIOR LIGHT (WAGON)	14 (E 53)
REAR WIPER/WASHER SWITCH	12 (B 44)
REAR WIPER RELAY	15 (C 56)
RELAY BLOCK #4 (COUPE)	7 (D-E 24)
RELAY BLOCK #4 (EXC COUPE)	6 (D-E 20)
RELAY BLOCK #5 (4A-FE)	6 (A 20-21)
RELAY BLOCK #5 (4A-GE)	7 (A 24-25)
RETRACT CTRL RELAY (COUPE)	1 (C-E 3)
RETRACT MOTOR	1 (B-D 1)
RHEOSTAT (COUPE)	10 (C-D 39)
RHEOSTAT (EXC COUPE)	9 (D 32)
SEAT BELT BUCKLE SWITCH	5 (E 16)

SEAT BELT WARNING RELAY	5 (C 17)
SHIFT LOCK ECU	8 (B-C 31)
STARTER	1 (A 3)
STARTER RELAY	4 (E 14)
STOP LT SWITCH (W/CRUISE)	8 (B 31)
STOP LT SWITCH (W/O CRUISE)	8 (C 31)
SUN ROOF CONTROL RELAY (COUPE)	15 (A-B 56)
SUN ROOF SW & MAP LIGHT (EX COUPE)	15 (B 56)
TCCS ECU (1.6L 4A-FE)	2 (B-D 4)
TCCS ECU (1.6L 4A-GE)	3 (A-D 8)
THEFT DETERRENT SYSTEM	13 (A-D 48-51)
UNLOCK WARNING SWITCH	4 (E 12)
WASHER MOTOR	1 (E 2)
WIPER MOTOR (FRONT)	1 (E 3)
WIPER MOTOR (REAR)	15 (C 57)
AA	

WIRING DIAGRAMS

WIRING DIAG



larksville Va 22901 Copyright

Fig. 1: Engine Compartment & Headlights (Grid 1-3)

90G22026

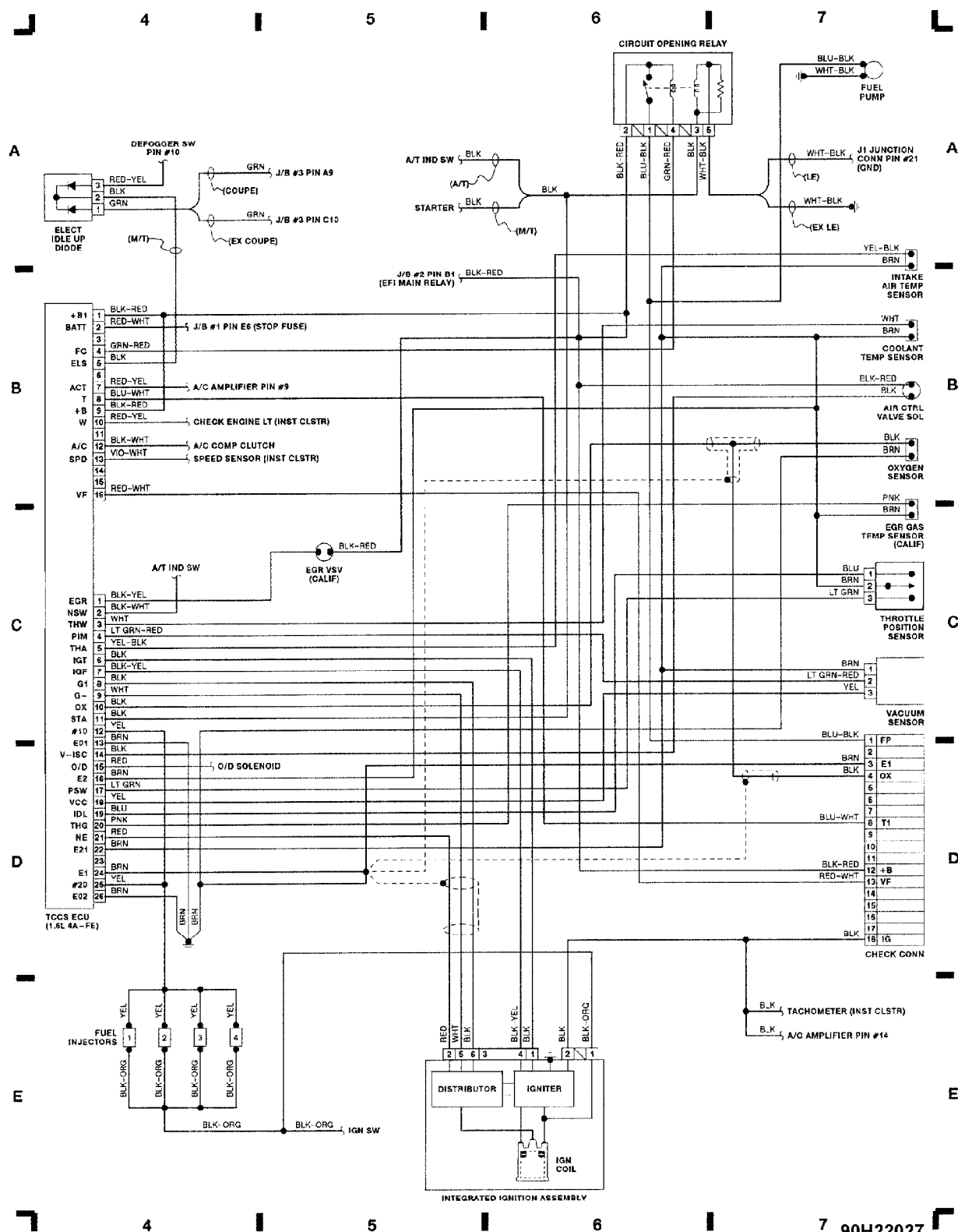


Fig. 2: Computer Engine Control (1.6L 4A-FE) (Grid 4-7)

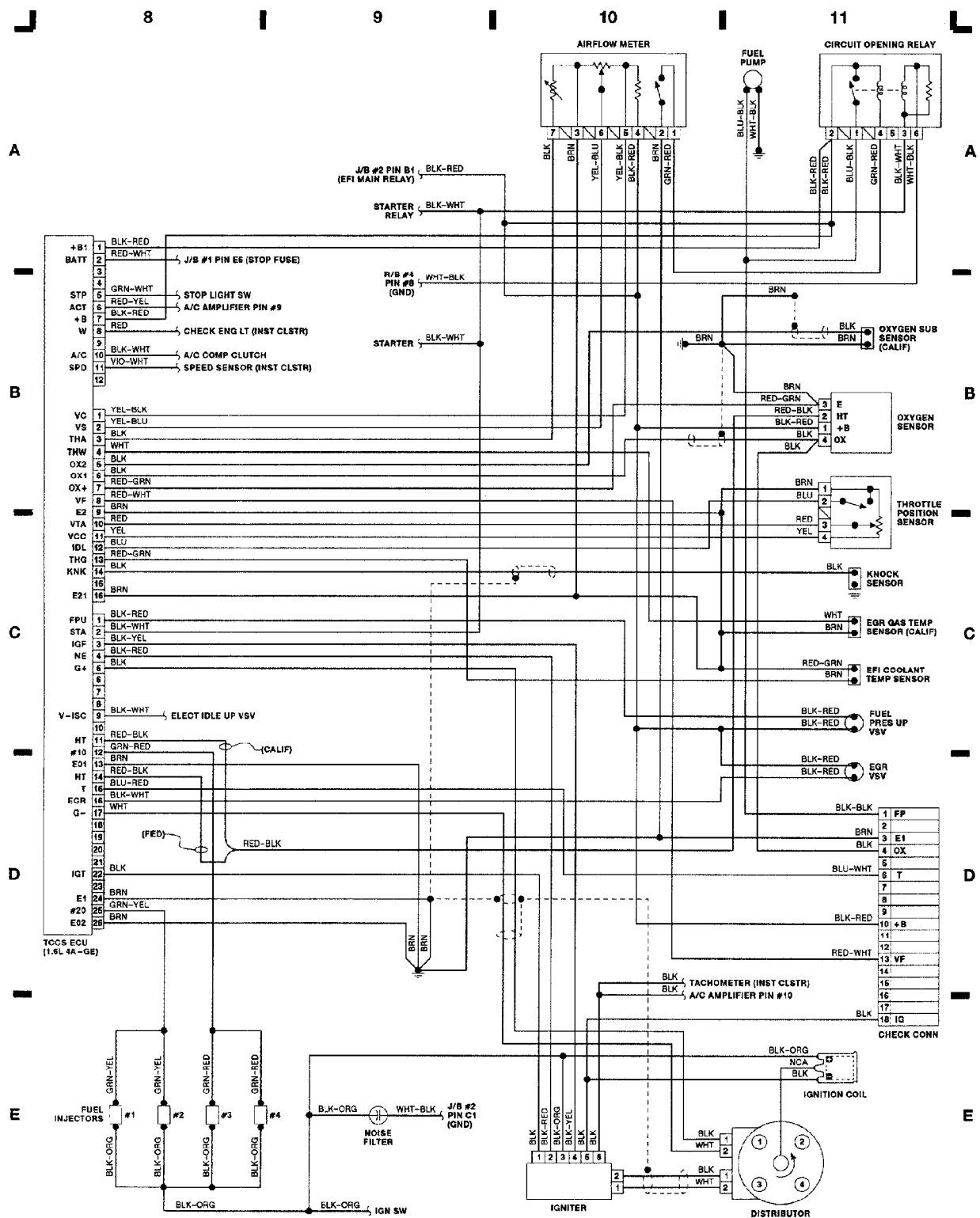
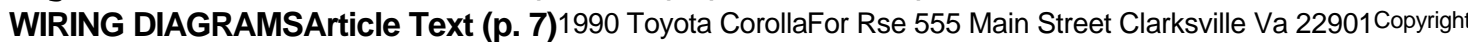


Fig. 3: Computer Engine Control (1.6L 4A-GE) (Grid 8-11)



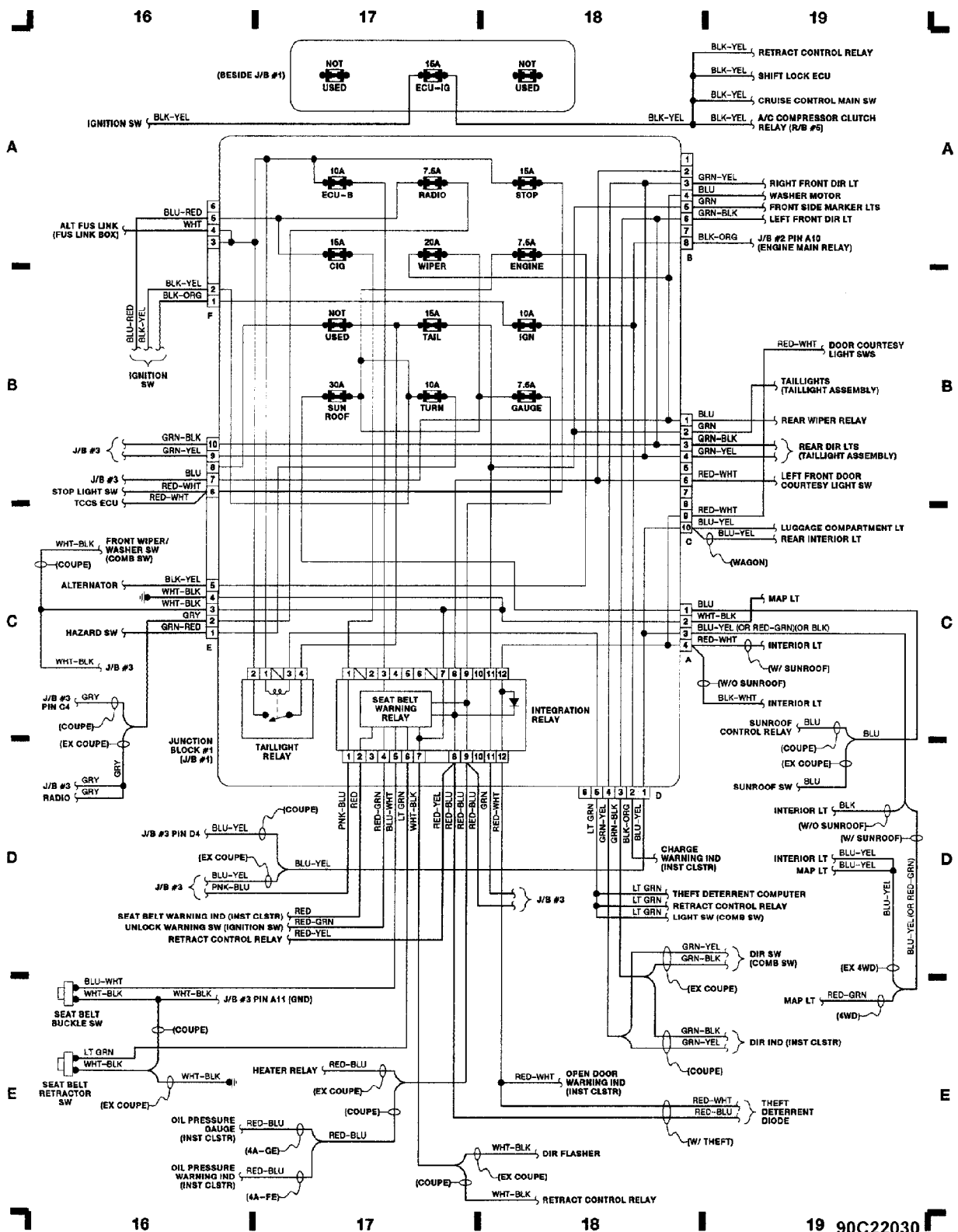
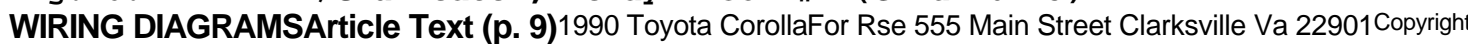


Fig. 5: Junction Block #1 (J/B #1) (Grid 16-19)
 WIRING DIAGRAMS Article Text (p. 8) 1990 Toyota Corolla For Rse 555 Main Street Clarksville Va 22901 Copyright



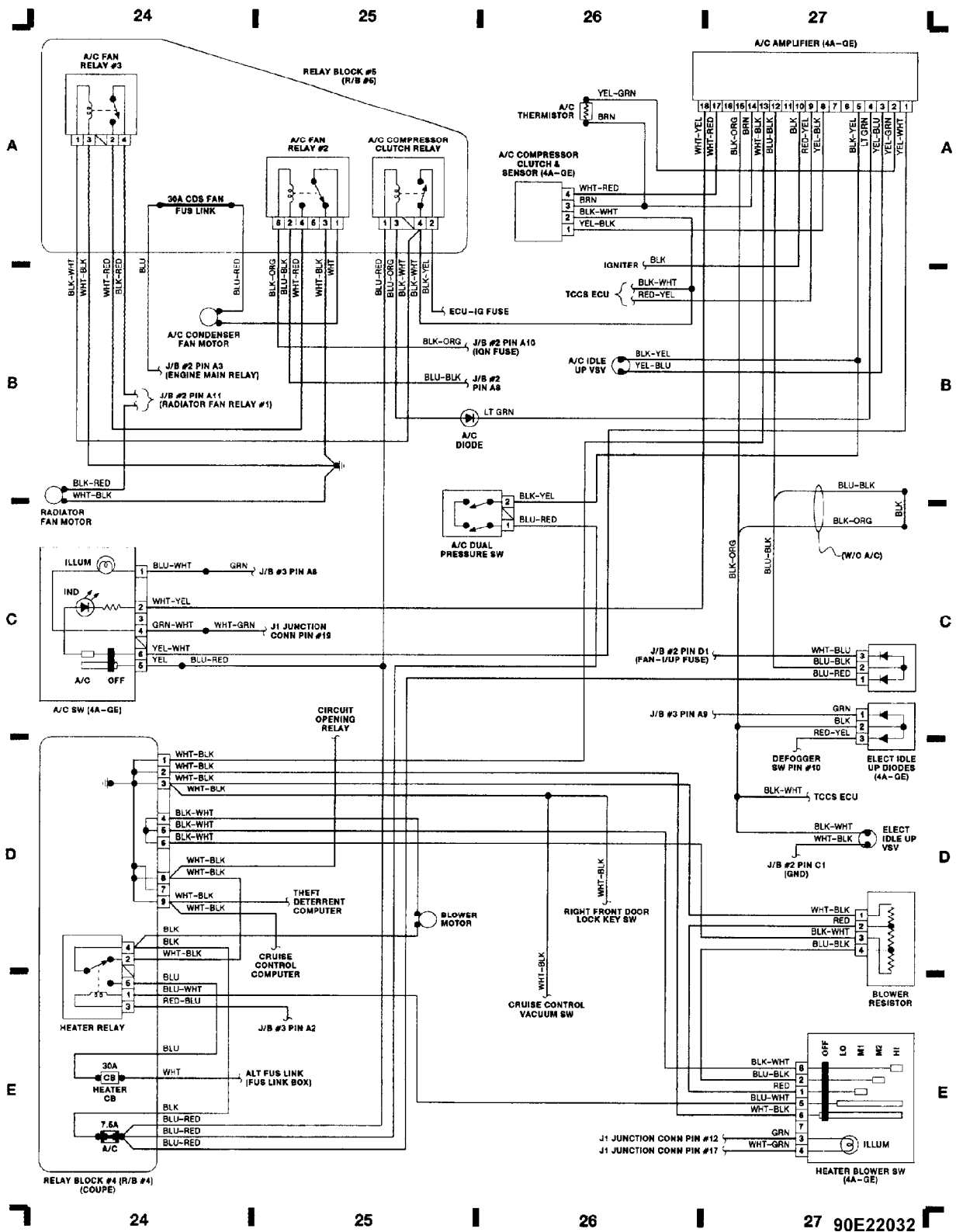


Fig. 7: 4A-GE A/C & Heater, Relay Block #4 & #6 (Grid 24-27)

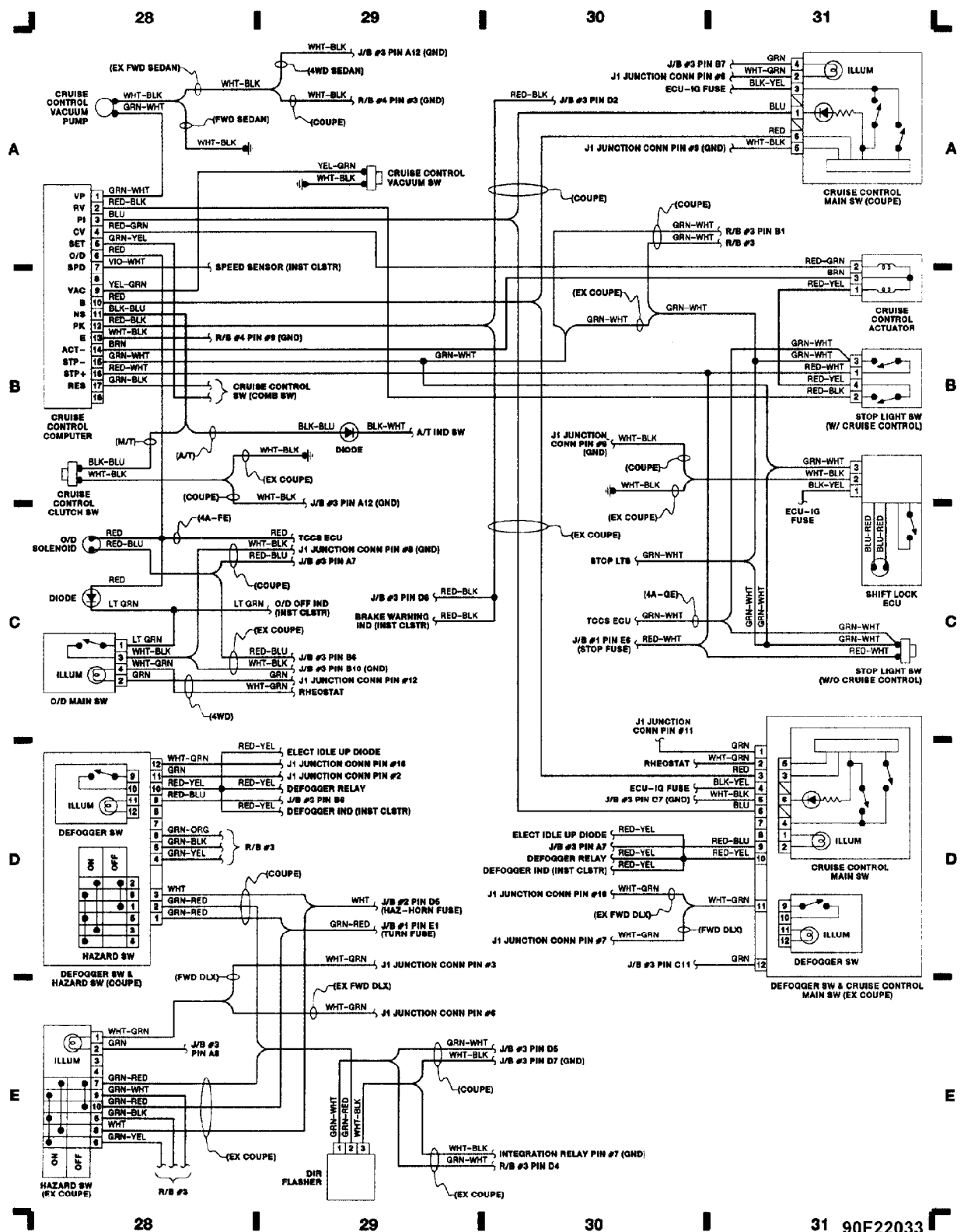


Fig. 8: Cruise Control, Defog Switches (Grid 28-31)

WIRING DIAGRAMSArticle Text (p. 12)1990 Toyota CorollaFor Rse 555 Main Street Clarksville Va 22901Copyrig

WIRING DIAGRAMSArticle Text (p. 13)1990 Toyota CorollaFor Rse 555 Main Street Clarksville Va 22901Copyrig

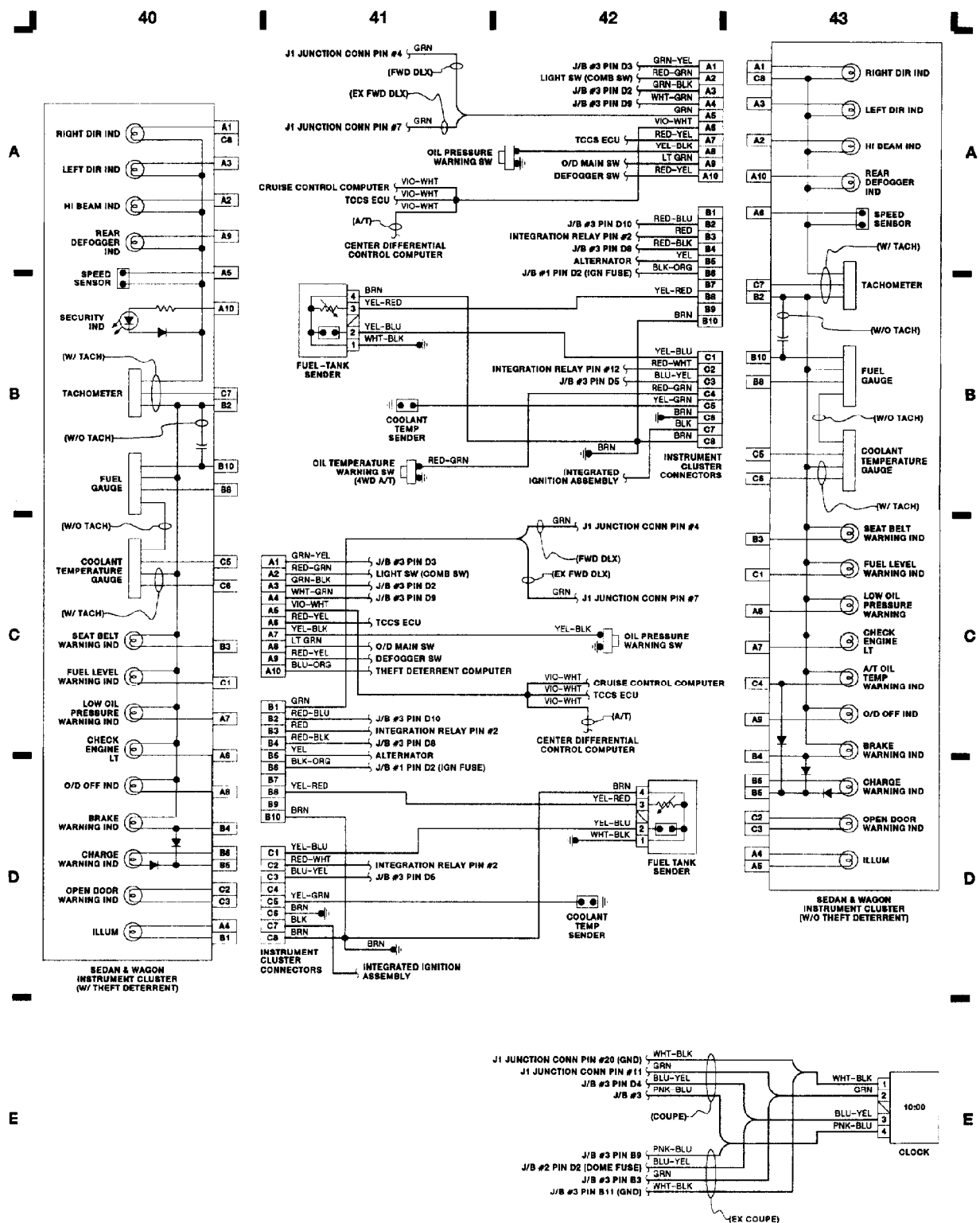


Fig. 11: Instrument Panel (Exc Coupe) (Grid 40-43)

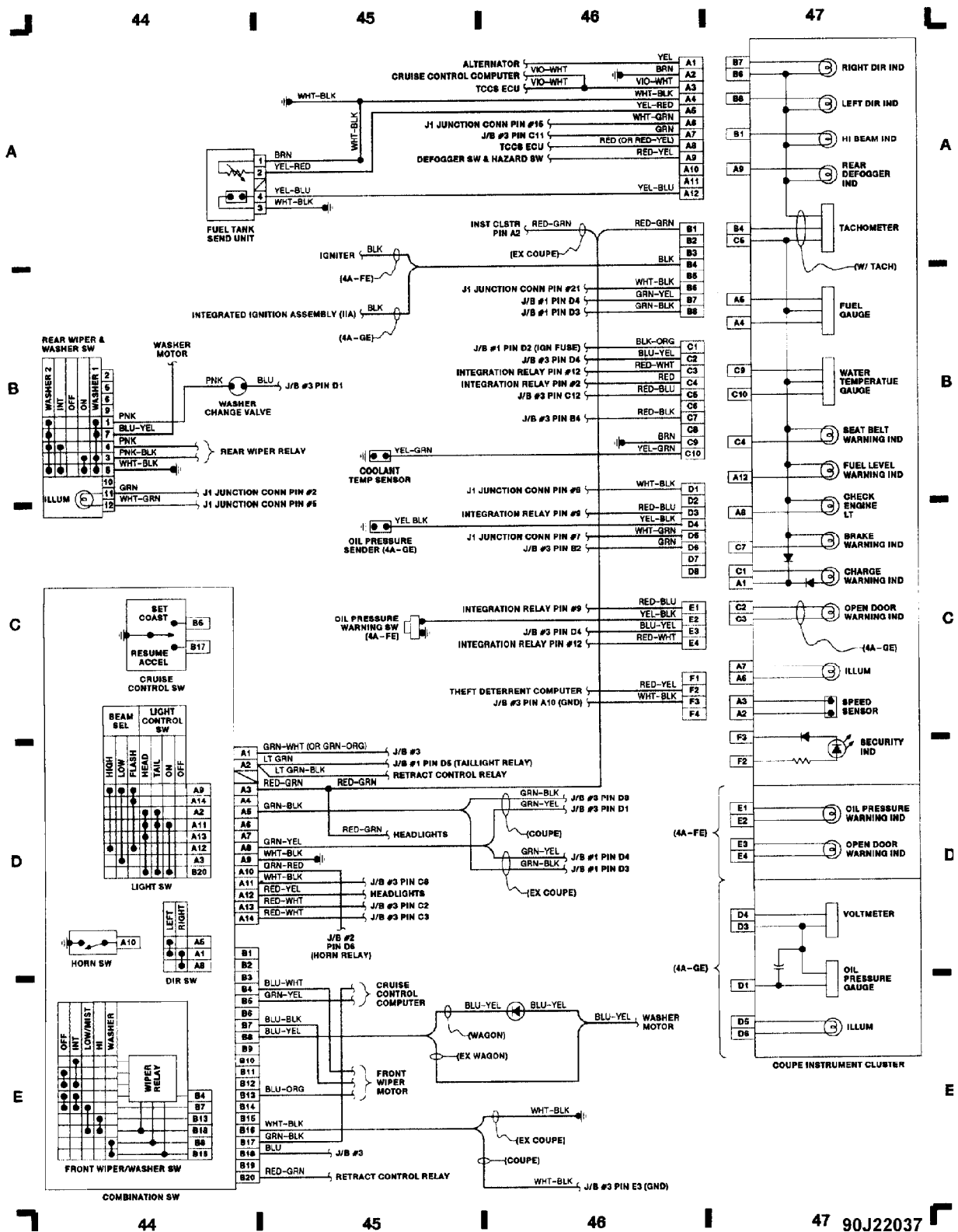


Fig. 12: Instrument Panel (Coupe), Steering Column (Grid 44-47)
WIRING DIAGRAMS Article Text (p. 15) 1990 Toyota Corolla For Rse 555 Main Street Clarksville Va 22901 Copyright

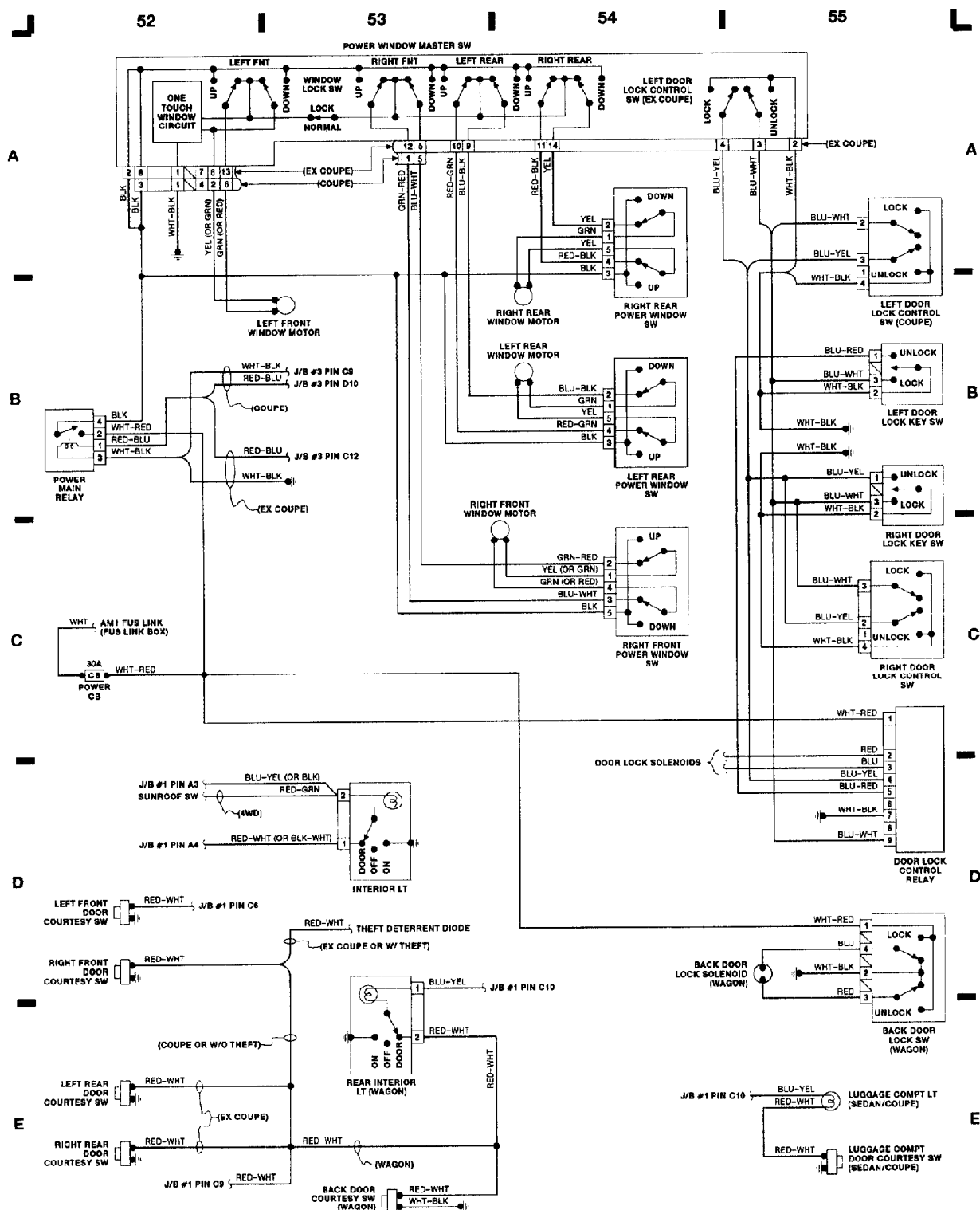


Fig. 14: Power Window/Door Interior Light (Grid 52-55)

